



# RECONSTITUTED VENEER (ENGINEERED VENEER)

## Oak Veneer



White Oak 28C



Red Oak 57C




Yellow Oak 113S



Dark Oak 24S



Chinese Oak 188-1C



Gray Oak 6S

### How to choose and specify oak reconstituted veneer?

1

Wood species : Red Oak, White Oak, Yellow Oak, Black Oak, Chinese Oak, Gray Oak

2

Grains : Quarter cut, Rift cut, Flat cut (crown cut)

3

Width (mm): 320mm, 640mm, 1250mm (spliced)

4

Length (mm): 2000mm, 2200mm, 2500mm, 2800mm, 3100mm

5

Thickness (mm): 0.2mm, 0.3mm, 0.4mm, 0.5mm, 0.6mm, 1mm, 2mm, 5mm


## Walnut Veneer



Walnut 518C



Walnut 518S



Walnut 689C



Walnut 2427S



Walnut 1004C



Black Walnut 1002C

### How to choose and specify walnut reconstituted veneer?

1

Wood species : Black walnut, Copy natural walnut, Dark walnut, Washed walnut

2

Grains : Quarter cut, Rift cut, Flat cut (crown cut)

3

Width (mm): 320mm, 640mm, 1250mm (spliced)

4

Length (mm): 2000mm, 2200mm, 2500mm, 2800mm, 3100mm

5

Thickness (mm): 0.2mm, 0.3mm, 0.35mm, 0.4mm, 0.5mm, 0.6mm, 1mm, 2mm, 5mm



## Ash Veneer



White Ash Q



Ash 9Q



Ash 134S



Chinese Ash 5591N



Chinese Ash 203C



SQL 1229C

### How to choose and specify ash reconstituted veneer?

1

Wood species : White Ash, Ash, Chinese Ash, Fine line Ash

2

Grains : Fine line, Quarter cut, Rift cut, Flat cut (crown cut)

3

Width (mm): 320mm, 640mm, 1250mm (spliced)

4


Length (mm): 2000mm, 2200mm, 2500mm, 2800mm, 3100mm

5

Thickness (mm): 0.2mm, 0.3mm, 0.35mm, 0.4mm, 0.5mm, 0.6mm, 1mm, 2mm, 5mm



## Teak Veneer



Teak 1687Q



Golden Teak 3001Q



Burma Teak 016S



Burma Teak 017S



Teak 8009C



Burma Teak 038C

### How to choose and specify teak reconstituted veneer?

1

Wood species : Teak, Burma Teak, Golden Teak, Africa Teak

2

Grains : Fine line, Quarter cut, Rift cut, Flat cut (crown cut)

3

Width (mm): 320mm, 640mm, 1250mm (spliced)

4

Length (mm): 2000mm, 2200mm, 2500mm, 2800mm, 3100mm


5

Thickness (mm): 0.2mm, 0.3mm, 0.35mm, 0.4mm, 0.5mm, 0.6mm, 1mm, 2mm, 5mm


## Ebony Veneer




Ebony 7001S



Ebony 7064S




Ebony 149S



Ebony 2810S



Ebony Burl



Ebony 3036S

### How to choose and specify ebony reconstituted veneer?

- 1
- 2
- 3
- 4
- 5

Wood species : Ebony, Macassar ebony, Amara ebony

Grains : Fine line, Quarter cut, Rift cut

Width (mm): 320mm, 640mm, 1250mm (spliced)

Length (mm): 2000mm, 2200mm, 2500mm, 2800mm, 3100mm

Thickness (mm): 0.2mm, 0.3mm, 0.35mm, 0.4mm, 0.5mm, 0.6mm, 1mm, 2mm, 5mm

## Wenge Veneer




Wenge 5001Q



Wenge 5003Q



Wenge 021Q



Wenge 5006Q



Wenge 586C



Wenge 2191N

### How to choose and specify our wenge engineered veneer?

1

Wood species : Wenge

2

Grains : Fine line, Quarter cut, Rift cut, Flat cut (crown cut)

3

Width (mm): 320mm, 640mm, 1250mm (spliced)

4

Length (mm): 2000mm, 2200mm, 2500mm, 2800mm, 3100mm

5

Thickness (mm): 0.2mm, 0.3mm, 0.35mm, 0.4mm, 0.5mm, 0.6mm, 1mm, 2mm, 5mm

## Grey Veneer



Washed Grey 09S



Platinum Grey Oak 792S



Grey Oak 09-1S



Washed Grey 72C



Platinum Grey 780C



Washed Oak 801C

### How to choose and specify grey engineered veneer?

1

Wood species : Qiuxiang, Washed Qiuxiang, Grey, Platinum Grey Oak

2

Grains : Quarter cut, Rift cut, Flat cut (crown cut),

3

Width (mm): 320mm, 640mm, 1250mm (spliced)

4

Length (mm): 2000mm, 2200mm, 2500mm, 2800mm, 3100mm

5

Thickness (mm): 0.2mm, 0.3mm, 0.35mm, 0.4mm, 0.5mm, 0.6mm, 1mm, 2mm, 5mm



## Rosewood Veneer



Rosewood 830C



Rosewood 806C



Rosewood 528C



Rosewood 1588C



Rosewood 832s



Rosewood 806S

### How to choose and specify rosewood engineered veneer?

1

Wood species : Rosewood

2

Grains : Rift cut, Flat cut (crown cut)

3


Width (mm): 320mm, 640mm, 1250mm (spliced)

4

Length (mm): 2000mm, 2200mm, 2500mm, 2800mm, 3100mm

5

Thickness (mm): 0.2mm, 0.3mm, 0.35mm, 0.4mm, 0.5mm, 0.6mm, 1mm, 2mm, 5mm




## Zebrawood Veneer



Zebrawood 011s



Zebrawood 115s



Zebrawood 114S

### How to choose and specify zebrawood engineered veneer

1

Wood species : Zebrawood

2

Grains : Quarter cut, Rift cut

3

Width (mm): 320mm, 640mm, 1250mm (spliced)

4

Length (mm): 2000mm, 2200mm, 2500mm, 2800mm, 3100mm

5

Thickness (mm): 0.2mm, 0.3mm, 0.35mm, 0.4mm, 0.5mm, 0.6mm, 1mm, 2mm, 5mm



## Cherry Veneer



Cherry 302Q



Cherry 119S



Cherry 119C

### How to choose and specify cherry engineered veneer

1

Wood species : Cherry

2

Grains : Fine line, Rift cut, Flat cut (crown cut)

3

Width (mm): 320mm, 640mm, 1250mm (spliced)

4

Length (mm): 2000mm, 2200mm, 2500mm, 2800mm, 3100mm

5

Thickness (mm): 0.2mm, 0.3mm, 0.35mm, 0.4mm, 0.5mm, 0.6mm, 1mm, 2mm, 5mm



## Sapele Veneer



Sapele Q/C



Sapele 118#



Sapele C/C

### How to choose and specify sapele engineered veneer

1

Wood species : Sapele

2

Grains : Fine line, Flat cut (crown cut)

3

Width (mm): 320mm, 640mm, 1250mm (spliced)

4

Length (mm): 2000mm, 2200mm, 2500mm, 2800mm, 3100mm

5

Thickness (mm): 0.2mm, 0.3mm, 0.35mm, 0.4mm, 0.5mm, 0.6mm, 1mm, 2mm, 5mm

## Bubinga Veneer



Bubinga 369S



Bubinga C/C



Bubinga N/C

### How to choose and specify bubinga engineered veneer

1

Wood species : Bubinga, Bubinga burl

2

Grains : Rift cut, Flat cut (crown cut), Burl

3

Width (mm): 320mm, 640mm, 1250mm (spliced)

4

Length (mm): 2000mm, 2200mm, 2500mm, 2800mm, 3100mm

5

Thickness (mm): 0.2mm, 0.3mm, 0.35mm, 0.4mm, 0.5mm, 0.6mm, 1mm, 2mm, 5mm



## Maple Veneer



Maple C/C



Maple Q/C

### How to choose and specify maple engineered veneer

1

Wood species : Maple

2

Grains : Rift cut, Flat cut (crown cut),

3

Width (mm): 320mm, 640mm, 1250mm (spliced)


4

Length (mm): 2000mm, 2200mm, 2500mm, 2800mm, 3100mm

5

Thickness (mm): 0.2mm, 0.3mm, 0.35mm, 0.4mm, 0.5mm, 0.6mm, 1mm, 2mm, 5mm

## Apricot Veneer



Apricot 03C



Apricot 03S



Apricot 781C



Apricot 23S



Silver Apricot 03S



Apricot 2C

### How to choose and specify apricot engineered veneer

1

Wood species : White Apricot, Black Apricot, Silver Apricot

2

Grains : Rift cut, Flat cut (crown cut)

3

Width (mm): 320mm, 640mm, 1250mm (spliced)

4

Length (mm): 2000mm, 2200mm, 2500mm, 2800mm, 3100mm

5

Thickness (mm): 0.2mm, 0.3mm, 0.35mm, 0.4mm, 0.5mm, 0.6mm, 1mm, 2mm, 5mm

## Burlwood Veneer



Olive Burl



Black&White Burl



Grey Burl



Walnut Burl



Maple Burl



Oak Burl

### How to choose and specify burlwood engineered veneer

1

Wood species : Burlwood

2

Grains : Burl

3

Width (mm): 320mm, 640mm, 1250mm (spliced)

4

Length (mm): 2000mm, 2200mm, 2500mm, 2800mm, 3100mm

5

Thickness (mm): 0.2mm, 0.3mm, 0.35mm, 0.4mm, 0.5mm, 0.6mm, 1mm, 2mm, 5mm



## Exotic Veneer



Silver Cat`s Eye




Ocean Blue



Brown Herringbone



Blue Cat`s Eye



Black&White



Maple Bird`s Eye

### How to choose and specify exotic engineered veneer

1

Wood species : Exotic

2

Grains : Exotic

3

Width (mm): 320mm, 640mm, 1250mm (spliced)

4

Length (mm): 2000mm, 2200mm, 2500mm, 2800mm, 3100mm

5

Thickness (mm): 0.2mm, 0.3mm, 0.35mm, 0.4mm, 0.5mm, 0.6mm, 1mm, 2mm, 5mm



Fully integrated wood veneer products supplier

- Reconstituted Veneer (Engineered Veneer)
- Natural Wood Veneer
- Paper/Fleece Backed Veneer
- Woven Veneer
- Veneer Layons
- Veneered Panels



## C&D Materials Limited

No.15, Dongzhi St, Luoshe, Huzhou, Zhejiang, 313200 CHINA

TEL: + 86-572-822-9896

MOB: + 86-139-8980-6466

Email : [sales@woodenave.com](mailto:sales@woodenave.com)

Website : [www.woodenave.com](http://www.woodenave.com)