

RECONSTITUTED VENEER (ENGINEERED VENEER)

C&D MATERIALS LIMITED

Oak Veneer



White Oak 28C



Red Oak 57C



Yellow Oak 113S



Dark Oak 24S



Chinese Oak 188-1C



Gray Oak 6S

How to choose and specify oak reconstituted veneer?

- 1
- 2
- 3
- 4
- 5

| | |
|-----------------|--|
| Wood species : | Red Oak, White Oak, Yellow Oak, Black Oak, Chinese Oak, Gray Oak |
| Grains : | Quarter cut, Rift cut, Flat cut (crown cut) |
| Width (mm): | 320mm, 640mm, 1250mm (spliced) |
| Length (mm): | 2000mm, 2200mm, 2500mm, 2800mm, 3100mm |
| Thickness (mm): | 0.2mm, 0.3mm, 0.4mm, 0.5mm, 0.6mm, 1mm, 2mm, 5mm |



Walnut Veneer



Walnut 518C



Walnut 518S



Walnut 689C



Walnut 089S



Walnut 1001N



Black Walnut 1002C

How to choose and specify walnut reconstituted veneer?

1

Wood species : Black walnut, Copy natural walnut, Dark walnut, Washed walnut

2

Grains : Quarter cut, Rift cut, Flat cut (crown cut)

3

Width (mm): 320mm, 640mm, 1250mm (spliced)

4

Length (mm): 2000mm, 2200mm, 2500mm, 2800mm, 3100mm

5

Thickness (mm): 0.2mm, 0.3mm, 0.35mm, 0.4mm, 0.5mm, 0.6mm, 1mm, 2mm, 5mm



Ash Veneer



White Ash Q



Ash 9Q



Ash 134S



Chinese Ash 5591N



Chinese Ash 203C



SQL 1229C

How to choose and specify ash reconstituted veneer?

1

Wood species : White Ash, Ash, Chinese Ash, Fine line Ash

2

Grains : Fine line, Quarter cut, Rift cut, Flat cut (crown cut)

3

Width (mm): 320mm, 640mm, 1250mm (spliced)

4

Length (mm): 2000mm, 2200mm, 2500mm, 2800mm, 3100mm

5

Thickness (mm): 0.2mm, 0.3mm, 0.35mm, 0.4mm, 0.5mm, 0.6mm, 1mm, 2mm, 5mm



Teak Veneer



Teak 1687Q



Golden Teak 3001Q



Burma Teak 016S



Burma Teak 017S



Teak 8009C



Burma Teak 038C

How to choose and specify teak reconstituted veneer?

- 1
- 2
- 3
- 4
- 5


| | |
|-----------------|--|
| Wood species : | Teak, Burma Teak, Golden Teak, Africa Teak |
| Grains : | Fine line, Quarter cut, Rift cut, Flat cut (crown cut) |
| Width (mm): | 320mm, 640mm, 1250mm (spliced) |
| Length (mm): | 2000mm, 2200mm, 2500mm, 2800mm, 3100mm |
| Thickness (mm): | 0.2mm, 0.3mm, 0.35mm, 0.4mm, 0.5mm, 0.6mm, 1mm, 2mm, 5mm |




Ebony Veneer



Ebony 7001S




Ebony 7064S




Ebony 149S



Ebony 2810S



Ebony 4897N



Ebony 3036S

How to choose and specify ebony reconstituted veneer?

- 1
- 2
- 3
- 4
- 5

| | |
|-----------------|--|
| Wood species : | Ebony, Macassar ebony, Amara ebony |
| Grains : | Fine line, Quarter cut, Rift cut |
| Width (mm): | 320mm, 640mm, 1250mm (spliced) |
| Length (mm): | 2000mm, 2200mm, 2500mm, 2800mm, 3100mm |
| Thickness (mm): | 0.2mm, 0.3mm, 0.35mm, 0.4mm, 0.5mm, 0.6mm, 1mm, 2mm, 5mm |



Wenge Veneer



Wenge 5001Q



Wenge 5003Q



Wenge 021Q



Wenge 5006Q



Wenge 586C



Wenge 2191N

How to choose and specify our wenge engineered veneer?

1

Wood species : Wenge

2

Grains : Fine line, Quarter cut, Rift cut, Flat cut (crown cut)

3

Width (mm): 320mm, 640mm, 1250mm (spliced)

4

Length (mm): 2000mm, 2200mm, 2500mm, 2800mm, 3100mm

5

Thickness (mm): 0.2mm, 0.3mm, 0.35mm, 0.4mm, 0.5mm, 0.6mm, 1mm, 2mm, 5mm



Grey Veneer



Washed Grey 09S



Platinum Grey Oak 792S



Grey Oak 09-1S



Washed Grey 72C



Platinum Grey 780C



Washed Oak 801C

How to choose and specify grey engineered veneer?

1

Wood species : Qiuxiang, Washed Qiuxiang, Grey, Platinum Grey Oak

2

Grains : Quarter cut, Rift cut, Flat cut (crown cut),

3

Width (mm): 320mm, 640mm, 1250mm (spliced)

4

Length (mm): 2000mm, 2200mm, 2500mm, 2800mm, 3100mm

5

Thickness (mm): 0.2mm, 0.3mm, 0.35mm, 0.4mm, 0.5mm, 0.6mm, 1mm, 2mm, 5mm



Rosewood Veneer




Rosewood 830C



Rosewood 806C



Rosewood 528C



Rosewood 1588C



Rosewood 832s



Rosewood 806S

How to choose and specify rosewood engineered veneer?

1

Wood species : Rosewood

2

Grains : Rift cut, Flat cut (crown cut)

3

Width (mm): 320mm, 640mm, 1250mm (spliced)

4

Length (mm): 2000mm, 2200mm, 2500mm, 2800mm, 3100mm

5

Thickness (mm): 0.2mm, 0.3mm, 0.35mm, 0.4mm, 0.5mm, 0.6mm, 1mm, 2mm, 5mm




Zebrawood Veneer



Zebrawood 011s



Zebrawood 115s



Zebrawood 114S

How to choose and specify zebrawood engineered veneer

- 1
- 2
- 3
- 4
- 5

| | |
|-----------------|--|
| Wood species : | Zebrawood |
| Grains : | Quarter cut, Rift cut |
| Width (mm): | 320mm, 640mm, 1250mm (spliced) |
| Length (mm): | 2000mm, 2200mm, 2500mm, 2800mm, 3100mm |
| Thickness (mm): | 0.2mm, 0.3mm, 0.35mm, 0.4mm, 0.5mm, 0.6mm, 1mm, 2mm, 5mm |



Cherry Veneer



Cherry 302Q



Cherry 119S



Cherry 119C

How to choose and specify cherry engineered veneer

1

Wood species : Cherry

2

Grains : Fine line, Rift cut, Flat cut (crown cut)

3

Width (mm): 320mm, 640mm, 1250mm (spliced)

4

Length (mm): 2000mm, 2200mm, 2500mm, 2800mm, 3100mm

5

Thickness (mm): 0.2mm, 0.3mm, 0.35mm, 0.4mm, 0.5mm, 0.6mm, 1mm, 2mm, 5mm



Sapele Veneer



Sapele Q/C



Sapele 118#



Sapele C/C

How to choose and specify sapele engineered veneer

1

Wood species : Sapele

2

Grains : Fine line, Flat cut (crown cut)

3

Width (mm): 320mm, 640mm, 1250mm (spliced)

4

Length (mm): 2000mm, 2200mm, 2500mm, 2800mm, 3100mm

5

Thickness (mm): 0.2mm, 0.3mm, 0.35mm, 0.4mm, 0.5mm, 0.6mm, 1mm, 2mm, 5mm

Bubinga Veneer



Bubinga 369S



Bubinga C/C



Bubinga N/C

How to choose and specify bubinga engineered veneer

1

Wood species : Bubinga, Bubinga burl

2

Grains : Rift cut, Flat cut (crown cut), Burl

3

Width (mm): 320mm, 640mm, 1250mm (spliced)

4

Length (mm): 2000mm, 2200mm, 2500mm, 2800mm, 3100mm

5

Thickness (mm): 0.2mm, 0.3mm, 0.35mm, 0.4mm, 0.5mm, 0.6mm, 1mm, 2mm, 5mm



Maple Veneer



Maple C/C



Maple Q/C

How to choose and specify maple engineered veneer

1

Wood species : Maple

2

Grains : Rift cut, Flat cut (crown cut),

3

Width (mm): 320mm, 640mm, 1250mm (spliced)


4

Length (mm): 2000mm, 2200mm, 2500mm, 2800mm, 3100mm

5

Thickness (mm): 0.2mm, 0.3mm, 0.35mm, 0.4mm, 0.5mm, 0.6mm, 1mm, 2mm, 5mm

Apricot Veneer



Apricot 03C



Apricot 03S



Apricot 781C



Apricot 23S



Silver Apricot 03S



Apricot 2C

How to choose and specify apricot engineered veneer

1

Wood species : White Apricot, Black Apricot, Silver Apricot

2

Grains : Rift cut, Flat cut (crown cut)

3

Width (mm): 320mm, 640mm, 1250mm (spliced)

4

Length (mm): 2000mm, 2200mm, 2500mm, 2800mm, 3100mm

5

Thickness (mm): 0.2mm, 0.3mm, 0.35mm, 0.4mm, 0.5mm, 0.6mm, 1mm, 2mm, 5mm

Burlwood Veneer



Ash Burl



Black&White Burl



Grey Burl



Walnut Burl



Maple Burl



Cherry Burl

How to choose and specify burlwood engineered veneer

- 1

Wood species :

Burlwood
- 2

Grains :

Burl
- 3

Width (mm):

320mm, 640mm, 1250mm (spliced)
- 4

Length (mm):

2000mm, 2200mm, 2500mm, 2800mm, 3100mm
- 5

Thickness (mm):

0.2mm, 0.3mm, 0.35mm, 0.4mm, 0.5mm, 0.6mm, 1mm, 2mm, 5mm



Exotic Veneer



Silver Cat`s Eye



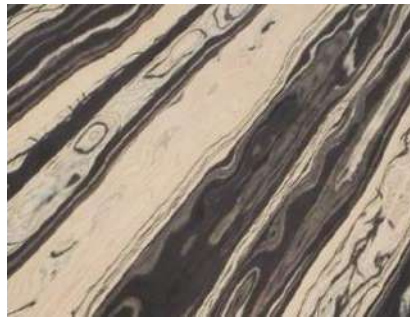
Apple Tree



Brown Herringbone



Blue Cat`s Eye



Black&White



Maple Bird`s Eye

How to choose and specify exotic engineered veneer

1

Wood species : Exotic

2

Grains : Exotic

3

Width (mm): 320mm, 640mm, 1250mm (spliced)

4

Length (mm): 2000mm, 2200mm, 2500mm, 2800mm, 3100mm

5

Thickness (mm): 0.2mm, 0.3mm, 0.35mm, 0.4mm, 0.5mm, 0.6mm, 1mm, 2mm, 5mm





Fully integrated wood veneer products supplier

- Reconstituted Veneer (Engineered Veneer)
- Natural Wood Veneer
- Paper/Fleece Backed Veneer
- Woven Veneer
- Veneer Layons
- Veneered Panels



C&D Materials Limited

No.288,Dongzhi St, Luoshe, Huzhou, Zhejiang, 313200 CHINA

TEL: + 86-572-822-9896

MOB: + 86-139-8980-6466

Email : sales@woodenave.com

Website : www.woodenave.com